

Raingarden Inlet Options C120.09



GRATED CONCRETE CHANNEL



BLUESTONE PITCHERS WITH CROSS-FALL INLET



KERB OPENING & ENERGY DISSIPATION

DESIGN STATEMENT

Water Sensitive Urban Design (WSUD) is an approach to improve sustainable use of water in the urban environment.

Rain garden inlet design may vary depending on design requirements. Three recommended options are:

Grated channel: Where the raingarden is separated from the catchment by a footpath, a grated channel may allow for connection.

Bluestone pitcher with cross-fall inlet: Modifications to kerb and channel to allow low flows to enter into raingarden. This treatment can be implemented in both bluestone pitcher and concrete channels.

Kerb opening/Kerb break: Utilising a kerb inlet which will be sized according to hydraulic requirements. The portion of raingarden adjacent to the inlet will be protected from scouring using a small area of rock protection.

Moreland City Council Streetscape WSUD Raingarden and Tree Pit Design Package (WSUD Package) provides a suite of design elements, applications and standard drawings to assist WSUD site-specific design.

APPLICABLE LOCATION

As specified.

COUNCIL STANDARD DRAWING

N/A

CROSS REFERENCE DOCUMENT

- Moreland WSUD Design Package

STANDARD SPECIFICATION

Refer to WSUD Package, Section 4. Autocad Library:

- Raingarden Inlet Options - Drawing SK009 and Drawing SK010

SUPPLIER

Refer to WSUD Package, Section 10. List of Supplier.

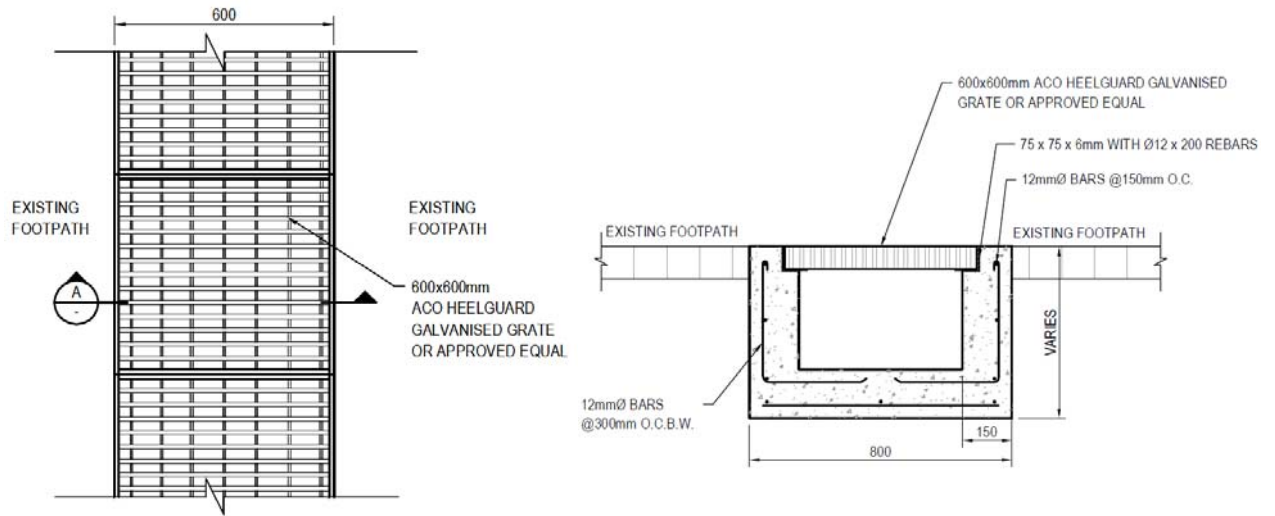
MAINTENANCE

Refer to WSUD Package, Section 8. Maintenance Checklist.

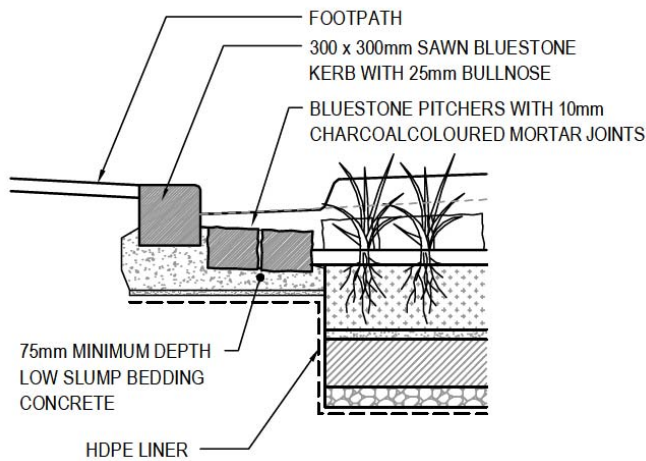
GENERAL NOTE

1. The standard details shown on this drawing are typical only. These details may need to be reconfigured to suit site specific conditions.

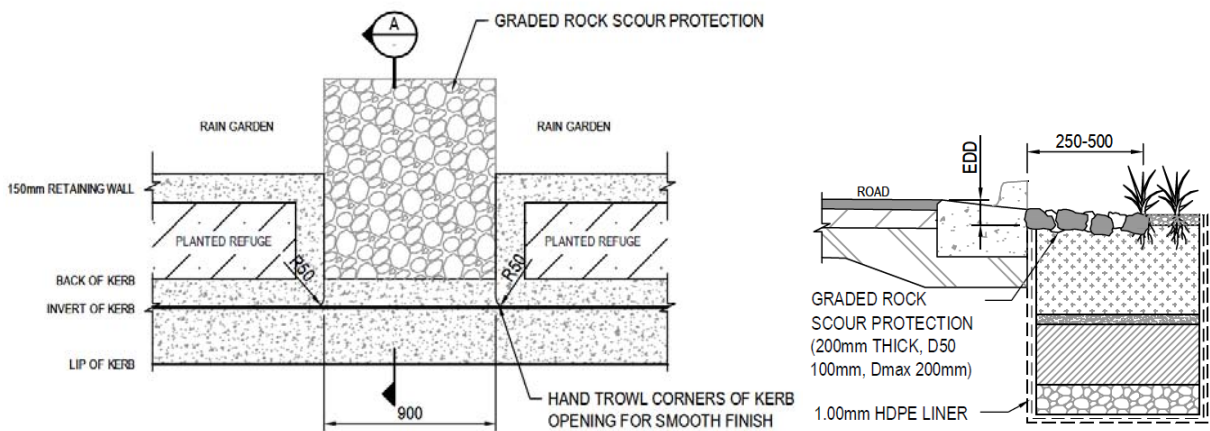
C120.09 Raingarden Inlet Options



GRATED CONCRETE CHANNEL



BLUESTONE PITCHERS WITH CROSS-FALL INLET



KERB OPENING & ENERGY DISSIPATION