

# Download the Moreland Access Maps onto your iPhone or iPad

( Android version now available. Visit [www.pdf-maps.com](http://www.pdf-maps.com) for details)

## 1. Find “Avenza PDF MAPS” in the App Store

You can do this two ways:



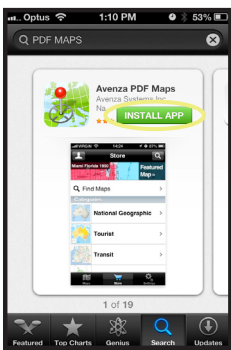
or



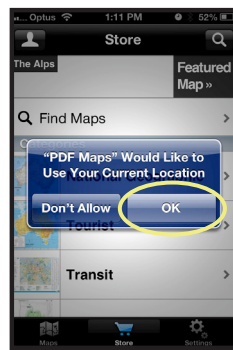
Click on the App Store logo on your iPhone/iPad screen and search for ‘PDF MAPS’

Scan this code with a QR Reader

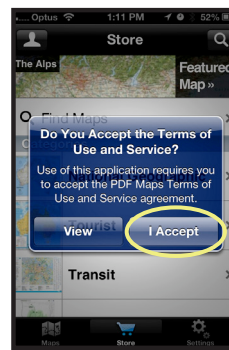
## 2. Download the Avenza Map App



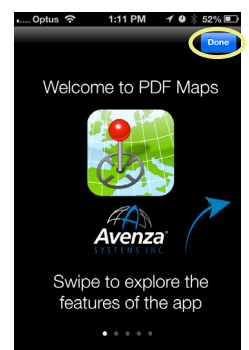
Step 1:  
Click on “INSTALL APP” (it’s free)



Step 2:  
Click “OK” to use your “Current Locations”



Step 3:  
Click “I Accept”

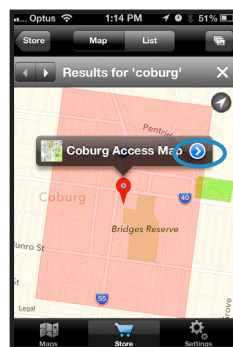


Step 4:  
You have successfully installed the app. Click “Done”

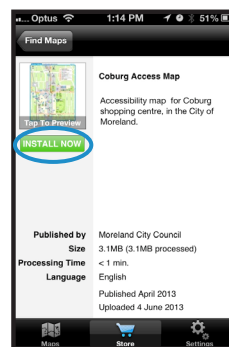
## 3. Install the Moreland Access Maps to your Avenza Map App



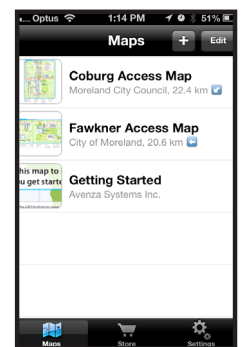
Step 1:  
Open PDF Maps  
Click “Find Maps”  
Then type “Coburg” or “Fawkner”



Step 2:  
Click on blue arrow to select that map



Step 3:  
Click on “INSTALL NOW”.  
Repeat steps 1 - 3 for the other map



Step 4:  
Click on the map you want to use

For queries regarding Moreland Access Maps call: 9240 1111 or [info@moreland.vic.gov.au](mailto:info@moreland.vic.gov.au)