



Family Violence

This brief provides information on recorded instances of family violence in Moreland. Data is drawn from the Crime Statistics Agency reporting up to 2019.

Version 1.0 April 2020

In this brief:

Incidents of family violence in Moreland	3
Affected family members by sex.....	4
Affected family members by age group	5
Types of family violence	6
Family violence related homicide incidents (Victoria)	7
Notes on data sources and definitions	8

Key insights

According to the Crime Statistics Agency¹ in Moreland in 2019:

- There were 1,977 reported incidents of family violence².
- The most common type of abuse was verbal (48%), followed by emotional (24%) & physical (17%)³.
- Perpetrators of family violence were predominately current or former partners (63%) but also included family (37%)³.
- People affected by family violence were predominately women (71%). In total 124 children less than 18 years old were affected².
- Over the past five years on average 1,880 people, including 1,390 women, were affected by family violence in Moreland each year². There has been no significant decrease in annual incidents.

¹ The Crime Statistics agency defines a family incident as an incident attended by Victoria Police where Risk Assessment and Risk Management Report (also known as an L17 form) was completed

² This data is drawn from reports between January to December 2019 (calendar year).

³ This data is drawn from reports between July 2018 to June 2019 (financial year).

Further information

This brief has been developed by the Moreland City Council Research Team. It is based on the most recent data available at the time of publication. This brief may be updated in the future, please check our website for the latest version. For further information email research@moreland.vic.gov.au or phone 9240 1111.

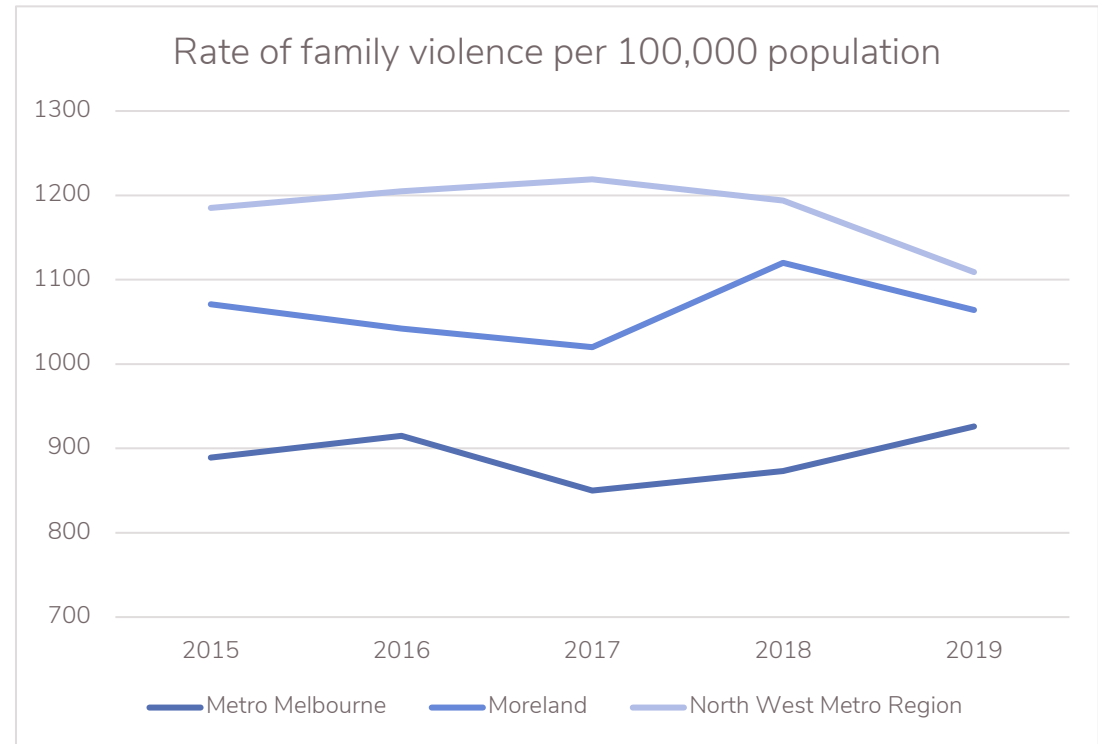
Incidents of family violence in Moreland

Total Family Violence Incidents

Year	Moreland
2019	1,977
2018	2,036
2017	1,805
2016	1,795
2015	1,798

Rate per 100,000 population

Year	Moreland	North West Metro Region	Metro Melbourne
2019	1,064	1,109	926
2018	1,120	1,194	873
2017	1,020	1,219	850
2016	1,042	1,205	915
2015	1,071	1,185	889



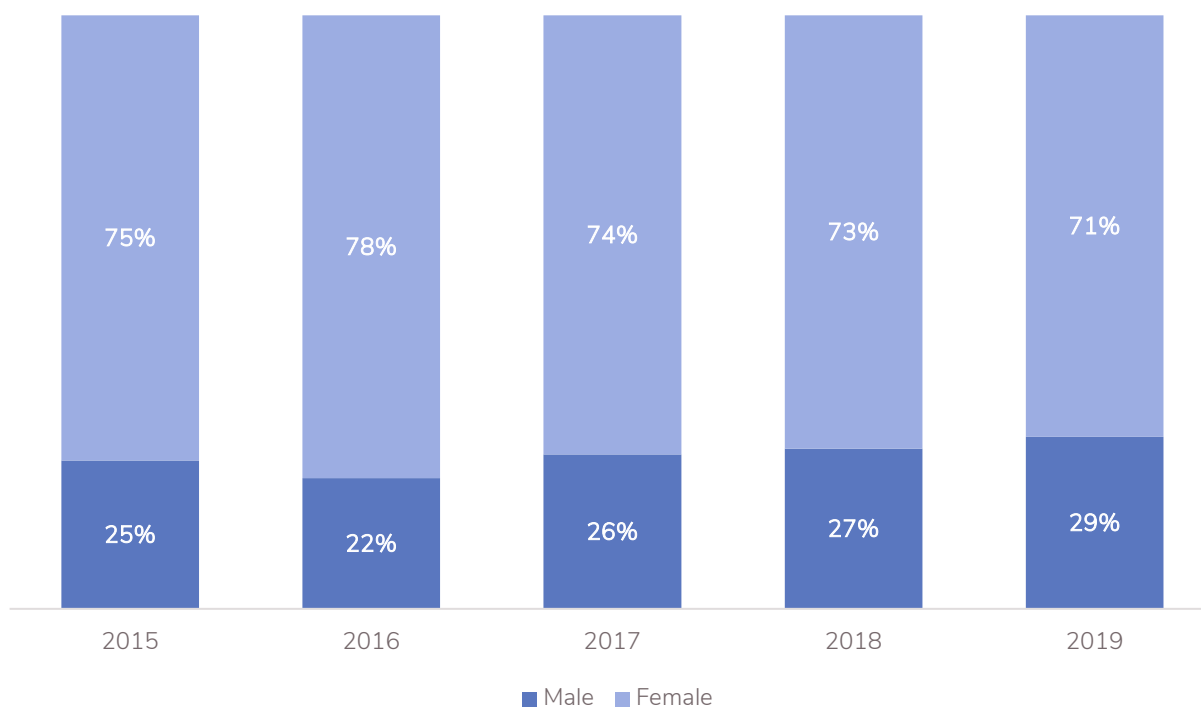
Source: The Crime Statistics Agency 2019 (Calendar year). Note: Data contained in the Crime Statistics Database are collected from the following sources: Law Enforcement Assistance Program (Victoria Police), Courtlink – Magistrates’ Court and Children’s Court (Court Services Australia); Victorian Emergency Minimum Dataset (Department of Health and Human Services); Victorian Legal Aid; Victims Assistance Program and Victims of Crime helpline (Department of Justice and Community Safety); Coroners Court of Victoria; Ambulance Victoria. For further information see: <https://www.crimestatistics.vic.gov.au/explore-crime-by-location>

Affected family members by sex

Number and proportion of affected family members by sex

Year	Males		Females	
	Number	Percent	Number	Percent
2019	567	29%	1,408	71%
2018	543	27%	1,490	73%
2017	470	26%	1,329	74%
2016	396	22%	1,399	78%
2015	454	25%	1,340	75%

Proportion of affected family members by sex



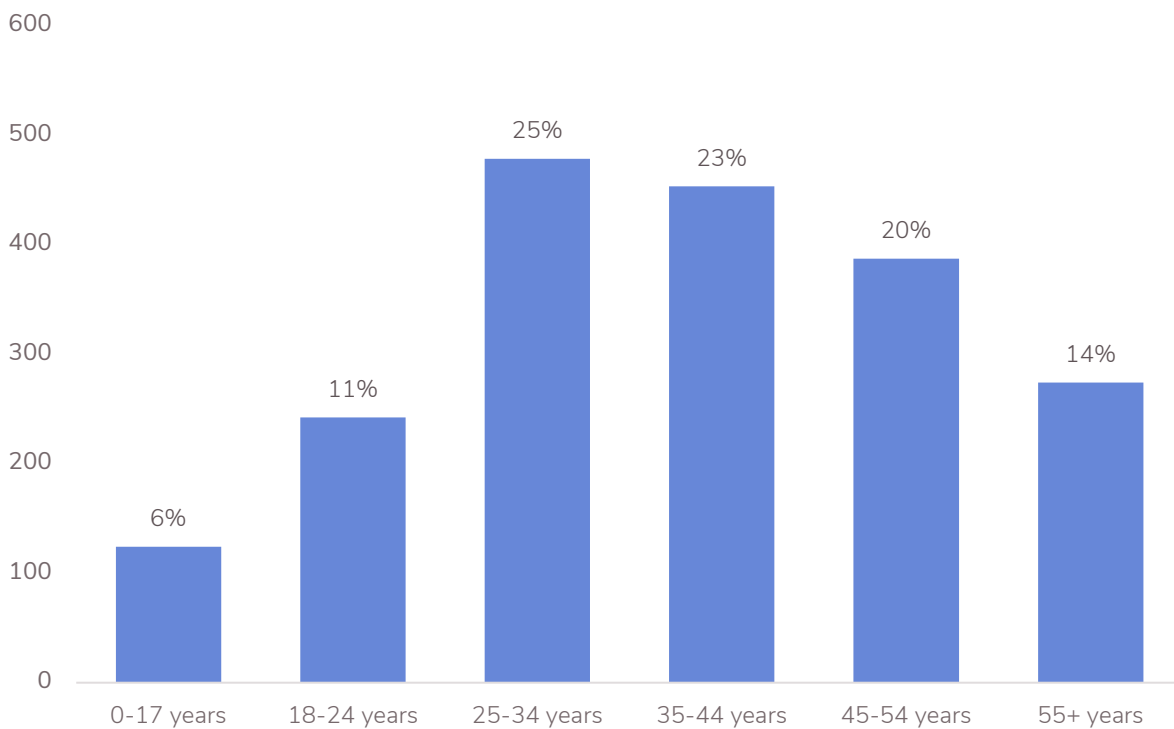
Source: The Crime Statistics Agency 2019 (Calendar year). Note: Data contained in the Crime Statistics Database are collected from the following sources: Law Enforcement Assistance Program (Victoria Police), Courtlink – Magistrates’ Court and Children’s Court (Court Services Australia); Victorian Emergency Minimum Dataset (Department of Health and Human Services); Victorian Legal Aid; Victims Assistance Program and Victims of Crime helpline (Department of Justice and Community Safety); Coroners Court of Victoria; Ambulance Victoria. For further information see; <https://www.crimestatistics.vic.gov.au/explore-crime-by-location>

Affected family members by age group

Number of affected family members

Year	0-17 years	18-24 years	25-34 years	35-44 years	45-54 years	55+ years
2019	124	242	478	453	387	274
2018	120	250	472	477	354	332
2017	115	228	454	431	308	249
2016	100	230	465	426	295	255
2015	142	232	446	412	294	249

Affected family members by age group in 2019

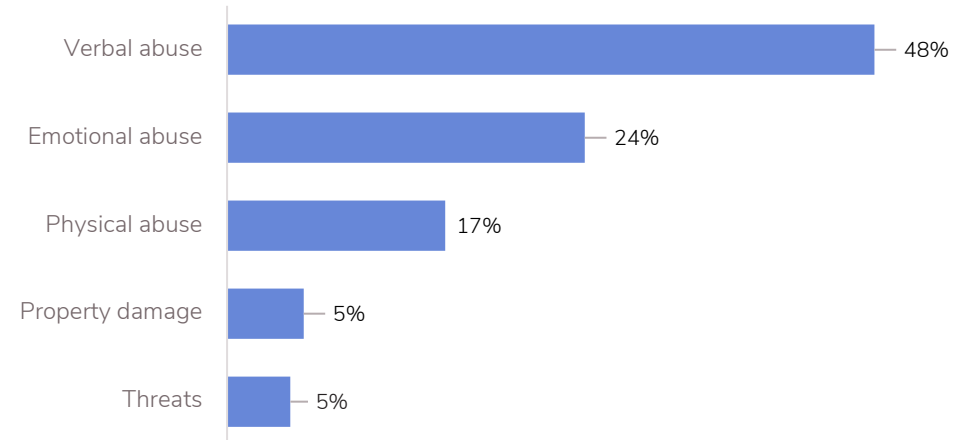


Source: The Crime Statistics Agency 2019 (Calendar year). Note: Data contained in the Crime Statistics Database are collected from the following sources: Law Enforcement Assistance Program (Victoria Police), Courtlink – Magistrates’ Court and Children’s Court (Court Services Australia); Victorian Emergency Minimum Dataset (Department of Health and Human Services); Victorian Legal Aid; Victims Assistance Program and Victims of Crime helpline (Department of Justice and Community Safety); Coroners Court of Victoria; Ambulance Victoria. For further information see; <https://www.crimestatistics.vic.gov.au/explore-crime-by-location>

Types of family violence

Most frequently recorded types of abuse or violence between July 2018 – June 2019 in Moreland

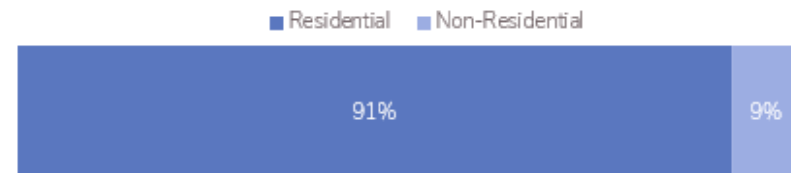
Type	Number of instances
Verbal abuse	2,525
Emotional abuse	1,395
Physical abuse	851
Property damage	299
Threats	247



Locations of family violence

Most frequently recorded location of abuse or violence between July 2018 – June 2019 in Moreland

Location	Number of instances	% of instances
At home (at a residential location)	1,876	91%
Away from home (at a non-residential location)	193	9%



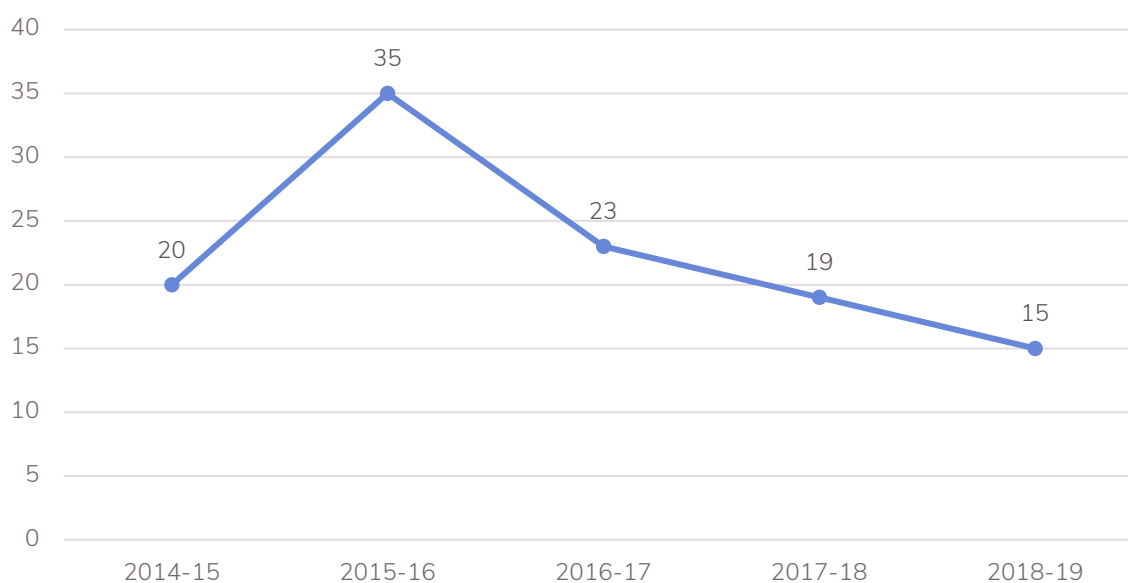
Source: The Crime Statistics Agency 2019 (Financial Year 2018-19). Note: Data contained in the Crime Statistics Database are collected from the following sources: Law Enforcement Assistance Program (Victoria Police), Courtlink – Magistrates’ Court and Children’s Court (Court Services Australia); Victorian Emergency Minimum Dataset (Department of Health and Human Services); Victorian Legal Aid; Victims Assistance Program and Victims of Crime helpline (Department of Justice and Community Safety); Coroners Court of Victoria; Ambulance Victoria. For further information see; <https://www.crimestatistics.vic.gov.au/explore-crime-by-location>

Family violence related homicide incidents (Victoria)

Number of family violence related homicide incidents between June 2014 – June 2019 in Victoria

Year	Family violence related homicide incidents (Victoria)	% of all homicides that are related to family violence (Victoria)
2018-19	15	30%
2017-18	19	30%
2016-17	23	42%
2015-16	35	47%
2014-15	20	35%

Family violence related homicide incidents (Victoria)



Note: Family violence related homicides are defined as a homicide occurring in circumstances where there was a familial relationship between the homicide offender and the homicide victim, as defined by the Family Violence Protection Act 2008 (Vic), whether or not there was an identified history of family violence prior to the homicide.

Source: The Crime Statistics Agency 2019 (Financial year 2018-19). Note: Data contained in the Crime Statistics Database are collected from the following sources: Law Enforcement Assistance Program (Victoria Police), Courtlink – Magistrates’ Court and Children’s Court (Court Services Australia); Victorian Emergency Minimum Dataset (Department of Health and Human Services); Victorian Legal Aid; Victims Assistance Program and Victims of Crime helpline (Department of Justice and Community Safety); Coroners Court of Victoria; Ambulance Victoria. For further information see; <https://www.crimestatistics.vic.gov.au/explore-crime-by-location>

Notes on data sources and definitions

The data source for this report is the Crime Statistics Database.

Note: The Crime Statistics agency defines a family incident as an incident attended by Victoria Police where Risk Assessment and Risk Management Report (also known as an L17 form) was completed. For further information see <https://www.crimestatistics.vic.gov.au/family-violence-data-portal/explanatory-notes-definitions>.

There are significant challenges collecting data concerning family violence; In order for a record to be made in the recording systems of the various agencies, a referral, report or call must first be made to the responding agency. As a result, statistics held in this database will not include all incidences of family violence that may be experienced within the community but will only include those that are reported and recorded.

Data contained in the Crime Statistics Database are collected from the following sources: Law Enforcement Assistance Program (Victoria Police), Courtlink – Magistrates’ Court and Children’s Court (Court Services Australia); Victorian Emergency Minimum Dataset (Department of Health and Human Services); Victorian Legal Aid; Victims Assistance Program and Victims of Crime helpline (Department of Justice and Community Safety); Coroners Court of Victoria; Ambulance Victoria.

For further information see; <https://www.crimestatistics.vic.gov.au/explore-crime-by-location>